

## AE108S

A powerful 150W active subwoofer capable of a clean bass response extending to 25Hz in the listening environment, the new AE108S will compliment a wide range of high quality hi-fi and home cinema systems. Protected by an injection moulded low diffraction grille, the single 12" bass unit with a rear firing reflex port is housed within a low resonance 18mm MDF cabinet with 30mm MDF front and rear baffles. Line level gold-plated RCA phono jacks and high level 4-way binding posts are provided, in addition to operational features such as auto on-off, phase control switch, variable crossover frequency, volume level control, and a 'thermal output protection circuit' safety feature.

## AE107C

A powerful, 2-way Centre Channel dialogue loudspeaker for positioning above or below a TV within a home cinema system. The 107C also features typical AE design mid/bass and tweeter drive units which can be bi-wired to gold-plated connectors. The cabinet is a low resonance construction using 18mm MDF throughout with a single front firing bass reflex port.



### SPECIFICATIONS

	AE100i	AE109	AE120	AE107C	AE108*
<b>HF Unit</b>	25mm soft dome tweeter with ferrofluid cooling and damping	25mm soft dome tweeter with ferrofluid cooling and damping	25mm soft dome tweeter with ferrofluid cooling and damping	25mm soft dome tweeter with ferrofluid cooling and damping	n/a
<b>MF/LF Unit</b>	110mm resin pulp cone with critical flare and high power long throw voice coil. Magnetically shielded	Two 110mm resin pulp cones with critical flare and high power long throw voice coils. Magnetically shielded	Three 110mm resin pulp cones with critical flare and high power long throw voice coils. Magnetically shielded	Two 110mm resin pulp cones with critical flare and high power long throw voice coils. Magnetically shielded	300mm resin pulp cone bass unit with critical flare
<b>Power Handling</b>	For use with amplifiers up to 75 watts	For use with amplifiers up to 125 watts	For use with amplifiers up to 150 watts	For use with amplifiers up to 125 watts	150 watt internal amplifier
<b>Frequency Response <math>\pm 3dB</math></b>	75Hz - 22KHz	55Hz - 18KHz	38Hz - 18KHz	65Hz - 22KHz	35Hz - 150Hz
<b>Sensitivity</b>	89 dB	91 dB	89 dB	90 dB	n/a
<b>Impedance</b>	Typically 8 ohm	Typically 6 ohm	Typically 8 ohm	Typically 6 ohm	n/a
<b>Cabinet</b>	Black Ash Rosewood	Black Ash Rosewood	Black Ash Rosewood	Black	Black
<b>Connections</b>	Gold-plated binding posts. Bi-wireable	Gold-plated binding posts. Bi-wireable	Gold-plated binding posts. Tri-wireable	Gold-plated binding posts. Bi-wireable	Gold-plated phono & 4-way binding posts.
<b>Dimensions (WxHxD)</b>	180x295x250mm	180x840x250mm	180x920x270mm	450x160x215mm	500x380x380mm
<b>Weight (excl. packaging)</b>	6kg per speaker	20kg per speaker	25kg per speaker	8kg per speaker	21kg

\* Full technical specifications are available on request.



For home cinema use:  
All 100 Series loudspeakers feature fully magnetically shielded drive units to enable positioning close to a television for use within a home cinema A/V system.



ACOUSTIC ENERGY LIMITED  
16 Bridge Road, Cirencester,  
Gloucestershire, England GL7 1NJ

Telephone: +44 (0)1285 654432  
Facsimile: +44 (0)1285 654430  
Web site: [www.acoustic-energy.co.uk](http://www.acoustic-energy.co.uk)



AE109

WHAT HI-FI?  
★★★★★

AE109  
SUPERTEST WINNER OCT 96

WHAT HI-FI?  
★★★★★



AE107 AE100 AE120  
MAR 97 OCT 95 SEP 97



AE107C - MAY 1997



AE100 SERIES SYSTEM  
JULY 1997



## 100 SERIES

The ultimate sound experience




## THE ULTIMATE SOUND EXPERIENCE

The 100 Series will be immediately recognisable for similarities to its famous stablemates, the Reference Series loudspeakers. All 100 Series speakers feature the same build quality and sophisticated system design philosophy that have made AE products benchmarks world-wide in both the professional and domestic audio markets.

The 100 Series provides the discerning listener with all the inherent AE build quality and audiophile performance - superb dynamics, extended bass punch, coherency and transparency coupled with precise stereo imaging.

Having captured the imagination of the world's press the 100 Series has received numerous awards and accolades by setting new industry standards in performance, quality and value.



### AE109

A powerful, slim-line 3-way floor standing loudspeaker featuring typical AE design drive units which can be bi-wired to gold-plated connectors. The cabinet is a fully braced low resonance construction using 18mm MDF throughout with the upper bass/mid-range drive unit firing through twin flared front firing reflex ports, and the lower bass only drive unit firing through a high power flared port to the rear. Factory fitted mass loading is also provided as standard in the base of the cabinet, in addition to attractive plinths with 8mm high tensile floor spikes for optimum stability and coupling to the floor.

### AE100i

A powerful, compact two-way loudspeaker recommended for use on bookshelves or rigid stands. The new AE100i features typical AE design mid/bass and tweeter drive units which can be bi-wired to gold-plated connectors. The cabinet is a fully braced low resonance construction using 18mm MDF throughout with twin flared front firing reflex ports.

### AE120

A powerful flagship, the AE120 is a true 3-way slim-line floor standing loudspeaker which can be tri-wired to gold-plated connectors. AE drive unit configuration consists of two bass units, one separate mid-range unit and a tweeter. The cabinet is an 18mm MDF fully braced low resonance construction with the mid-range unit firing through twin flared front firing reflex ports, and the two bass only units firing through a high power flared port to the rear. Factory fitted mass loading is also provided in the base of the cabinet, in addition to attractive base plinths with 8mm high tensile spikes for optimum coupling to the floor.

